

## Lesson 6: Diversity From Around the World

**Objective:** To encourage understanding of different cultures

Materials:

Dress up person (see page 29)

Clothes (see page 30-34)

Ask Students:

1. What does culture mean? (Elicit responses)
2. Have you ever met someone from a different culture? How did you act?
3. Is it okay to be friends with someone from a different culture?

Tell Students:

Culture means the way people live. We all live in America. In different parts of the world, the way people live is different. We are going to hear about all different parts of the world. As you listen to what it is like in different countries, be thinking of what it would be like to live there. Have the students find the country on the globe or map when you are discussing them. (Extend this further and have students research each country).

Country:

Russia

-Russia is the largest country in the world. Education is very important. They have the highest rate of college graduates. Russian is the official language. Russians like to go to the theatre. They used to be under totalitarian rule, now are an independent nation.

China

-The majority of people who follow a religion in China are Buddhists or Taoists. Chinese dress includes bright colors and many geometric patterns, usually a one-piece dress for women. Money is called Renminbi. College starts at 16 years old.

### Mexico

-Roman Catholic is the main religion. Folk art, food, music and family are very important. Spanish is the dominant language of Mexico.

### Japan

-Japanese is the main language of Japan. Kimono is the full-length garment worn by most. For food, many eat seafood, rice and miso soup. Martial Arts is a very popular sport.

### India

-Hindi is one of the official languages and Hinduism is major religion. Field hockey, soccer, and hockey are popular sports along with folk and classical dance. Traditional clothes for women are the sari and men wear a kurta. Goat is a popular food.

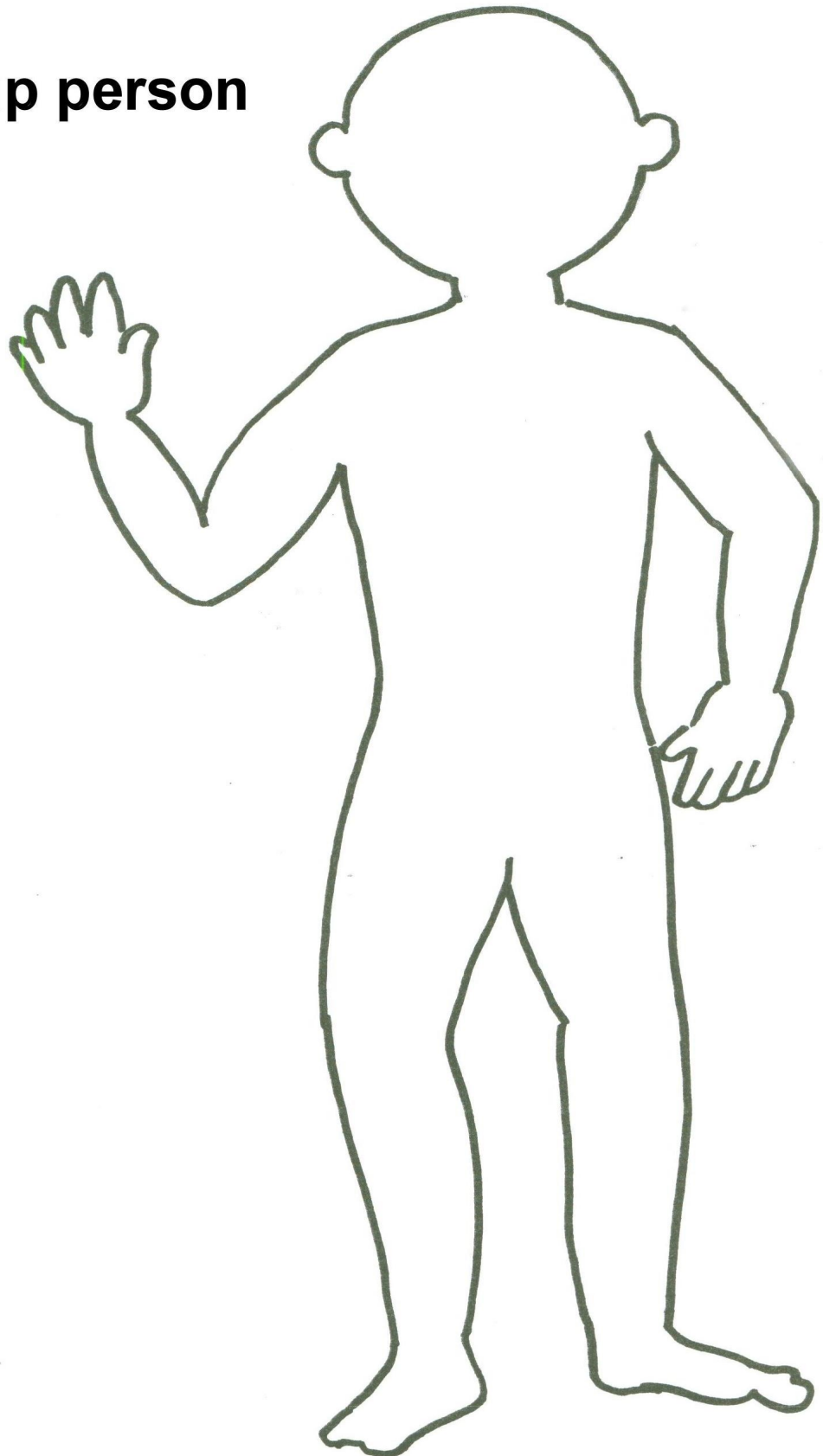
### Follow-Up Questions & Activities: (do activity first)



1. After you hear a little bit about each country, show the students the different clothing items. The students can be called one by one or this can be done as a group. The goal is to figure out what item goes with each country. *(Cover up name of country on bottom until students guess).*

2. Copy a blank person and clothes for each student (see page 30-34). Copy enough clothes so each student can dress one paper doll. Allow students 10 minutes to color their paper doll and paste the clothes on the doll. Have time to share.

1. What was your favorite country we discussed? Why?
2. Where would be your favorite place to live?
3. What do you think it would be like for you to live there?

# Dress up person

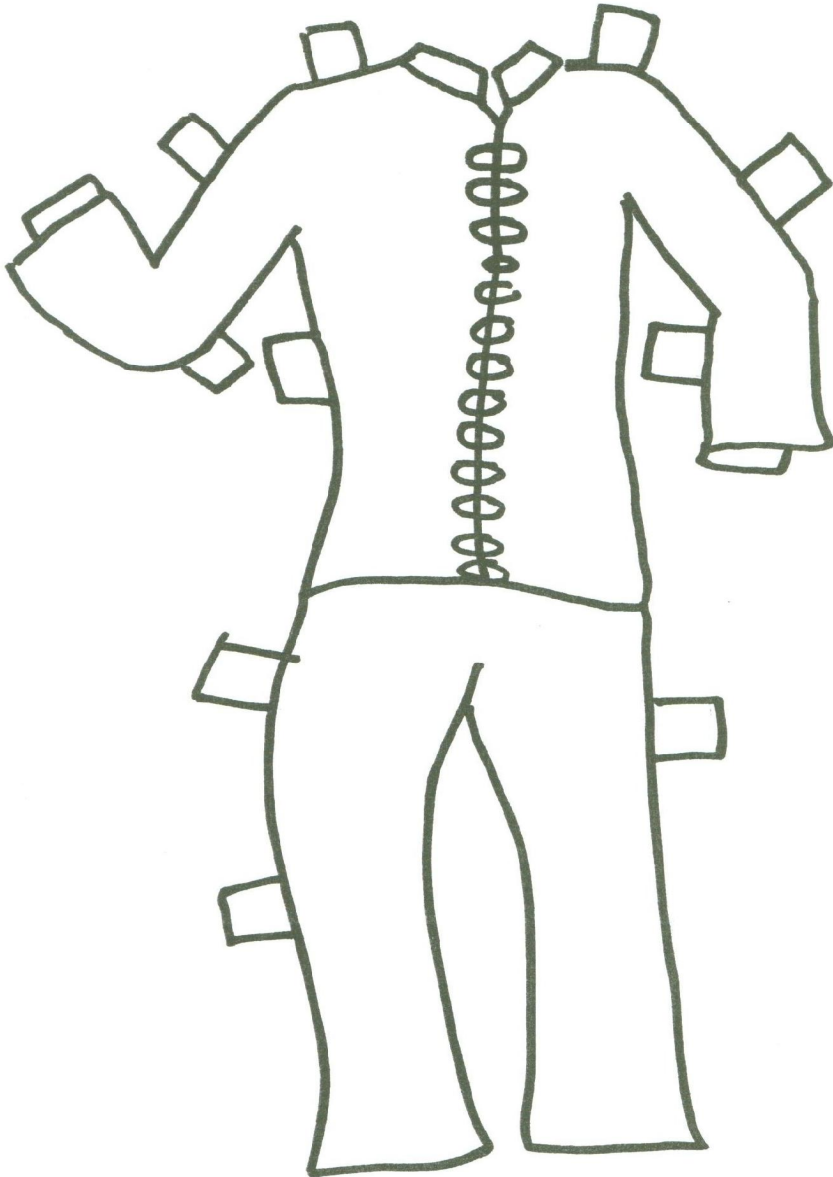





# Mexico

© Jackie Burson 2008  
[www.counseling-corner.com](http://www.counseling-corner.com)

Mexico




China

# China



# Japan Kimono


© Jackie Burson 2008  
[www.counseling-corner.com](http://www.counseling-corner.com)



India

# India

© Jackie Burson 2008  
[www.counseling-corner.com](http://www.counseling-corner.com)



# Russia

Russia

